

BSD & Co.

Chartered Accountants

810,8th Floor, Antriksh Bhawan, 22, Kasturba Gandhi Marg, New Delhi-110001 (Delhi)
Tel : 011-43029888; Email ID : audit.delhi@bsdgroup.in; delhi@bsdgroup.in, website : www.bsdgroup.in

INDEPENDENT AUDITOR'S REPORT

To The Members of
Jagdamba Contractors and Builders Limited

Report on the Financial Statements

Opinion

We have audited the accompanying financial statements of **Jagdamba Contractors and Builders Limited** ("the Company"), which comprise the Balance Sheet as at 31st March 2019, the Statement of Profit and Loss, the Statement of changes in Equity and the Statement of Cash Flows for the year then ended, and Notes to Financial Statement including a summary of the significant accounting policies and other explanatory information.


In our opinion and to the best of our information and according to the explanations given to us, the aforesaid financial statements give the information required by the Companies Act, 2013 ("the Act") in the manner so required and give a true and fair view in conformity with Indian Accounting Standards prescribed under section 133 of the Act read with Companies (Indian Accounting Standards) Rules, 2015, as amended and accounting principles generally accepted in India, of the state of affairs of the Company as at 31st March 2019, and profit, changes in equity and its cash flows for the year then ended.

Basis for Opinion

We conducted our audit of financial statements in accordance with the Standards on Auditing (SAs) specified under section 143(10) of the Act. Our responsibilities under those SAs are further described in the *Auditor's Responsibilities for the Audit of the Financial Statements section of our report*. We are independent of the Company in accordance with the Code of Ethics issued by the Institute of Chartered Accountants of India (ICAI) together with the ethical requirements that are relevant to our audit of the financial statements under the provisions of the Act and the Rules thereunder, and we have fulfilled our other ethical responsibilities in accordance with these requirements and the ICAI's Code of Ethics. We believe that the audit evidence we have obtained is sufficient and appropriate to provide a basis for our audit opinion on the financial statements.

Management's Responsibility for the Financial Statements

The Company's Management and Board of Directors are responsible for the matters stated in section 134(5) of the Act with respect to the preparation of these financial statements that give a true and fair view of the financial position, financial performance (including other comprehensive income), changes in equity and cash flows of the Company in accordance with the accounting principles generally accepted in India, including the accounting Standards specified under section 133 of the Act. This responsibility also includes maintenance of adequate accounting records in accordance with the provisions of the Act for safeguarding of the assets of the Company and for preventing and detecting frauds and other irregularities; selection and application of appropriate implementation and maintenance of accounting policies; making judgments and estimates that are reasonable and prudent; and design, implementation and maintenance of adequate internal financial controls, that were operating effectively for ensuring the accuracy and completeness of the accounting records, relevant to the preparation and presentation of the financial statement that give a true and fair view and are free from material misstatement, whether due to fraud or error.



In preparing the financial statements, management is responsible for assessing the Company's ability to continue as a going concern, disclosing, as applicable, matters related to going concern and using the going concern basis of accounting unless management either intends to liquidate the Company or to cease operations, or has no realistic alternative but to do so.

The Board of Directors are responsible for overseeing the company's financial reporting process.

Auditor's Responsibilities for the Audit of the Financial Statements

Our objectives are to obtain reasonable assurance about whether the financial statements as a whole are free from material misstatement, whether due to fraud or error, and to issue an auditor's report that includes our opinion. Reasonable assurance is a high level of assurance, but is not a guarantee that an audit conducted in accordance with SAs will always detect a material misstatement when it exists. Misstatements can arise from fraud or error and are considered material if, individually or in the aggregate, they could reasonably be expected to influence the economic decisions of users taken on the basis of these financial statements.

As part of an audit in accordance with SAs, we exercise professional judgment and maintain professional skepticism throughout the audit. We also:

- Identify and assess the risks of material misstatement of the financial statements, whether due to fraud or error, design and perform audit procedures responsive to those risks, and obtain audit evidence that is sufficient and appropriate to provide a basis for our opinion. The risk of not detecting a material misstatement resulting from fraud is higher than for one resulting from error, as fraud may involve collusion, forgery, intentional omissions, misrepresentations, or the override of internal control.
- Obtain an understanding of internal financial controls relevant to the audit in order to design audit procedures that are appropriate in the circumstances. Under section 143(3)(i) of the Act, we are also responsible for expressing our opinion on whether the Company has adequate internal financial controls system in place and the operating effectiveness of such controls.
- Evaluate the appropriateness of accounting policies used and the reasonableness of accounting estimates and related disclosures made by management.
- Conclude on the appropriateness of management's use of the going concern basis of accounting and, based on the audit evidence obtained, whether a material uncertainty exists related to events or conditions that may cast significant doubt on the Company's ability to continue as a going concern. If we conclude that a material uncertainty exists, we are required to draw attention in our auditor's report to the related disclosures in the financial statements or, if such disclosures are inadequate, to modify our opinion. Our conclusions are based on the audit evidence obtained up to the date of our auditor's report. However, future events or conditions may cause the Company to cease to continue as a going concern.
- Evaluate the overall presentation, structure and content of the financial statements, including the disclosures, and whether the financial statements represent the underlying transactions and events in a manner that achieves fair presentation.

Materiality is the magnitude of misstatements in the financial statements that, individually or in aggregate, makes it probable that the economic decisions of a reasonably knowledgeable user of the financial statements may be influenced. We consider quantitative materiality and qualitative factors in (i) planning the scope of our audit work and in evaluating the results of our work; and (ii) to evaluate the effect of any identified misstatements in the financial statements.



We communicate with those charged with governance regarding, among other matters, the planned scope and timing of the audit and significant audit findings, including any significant deficiencies in internal control that we identify during our audit.

We also provide those charged with governance with a statement that we have complied with relevant ethical requirements regarding independence, and to communicate with them all relationships and other matters that may reasonably be thought to bear on our independence, and where applicable, related safeguards.

From the matters communicated with those charged with governance, we determine those matters that were of most significance in the audit of the financial statements of the current period and are therefore the key audit matters. We describe these matters in our auditor's report unless law or regulation precludes public disclosure about the matter or when, in extremely rare circumstances, we determine that a matter should not be communicated in our report because the adverse consequences of doing so would reasonably be expected to outweigh the public interest benefits of such communication.

Report on Other Legal and Regulatory Requirements

1. As required by Section 143(3) of the Act, based on our audit we report that:
 - a. We have sought and obtained all the information and explanations which to the best of our knowledge and belief were necessary for the purposes of our audit.
 - b. In our opinion, proper books of account as required by law have been kept by the Company so far as it appears from our examination of those books.
 - c. The Balance Sheet, the Statement of Profit and Loss (including other comprehensive income), the Statement of Cash Flow and the Statement of Changes in Equity dealt with by this report are in agreement with the relevant books of account.
 - d. In our opinion, the aforesaid financial statements comply with the Indian Accounting Standards specified under Section 133 of the Act, read with Rule 7 of the Companies (Accounts) Rules, 2014.
 - e. On the basis of the written representations received from the directors as on 31st March 2019 taken on record by the Board of Directors, none of the directors is disqualified as on 31st March 2019 from being appointed as a director in terms of Section 164(2) of the Act.
 - f. With respect to the adequacy of the internal financial controls over financial reporting of the Company and the operating effectiveness of such controls, refer to our separate report in "Annexure-II". Our report expresses an unmodified opinion on the adequacy and operating effectiveness of the Company's internal financial controls over financial reporting.
 - g. With respect to the other matters to be included in the Auditor's Report in accordance with Rule 11 of the Companies (Audit and Auditors) Rules, 2014, as amended, in our opinion and to the best of our information and according to the explanations given to us:
 - i. The Company has disclosed the impact of pending litigations on its financial position in its financial statements.
 - ii. The Company has made provision, as required under the applicable law or accounting standards, for material foreseeable losses, if any, on long-term contracts.
 - iii. There were no amounts which were required to be transferred to the Investor Education and Protection Fund by the Company.



2. As required by the Companies (Auditor's Report) Order, 2016 ("the Order"), issued by the Central Government of India in terms of sub-section (11) of section 143 of the Companies Act, 2013, we give in the "Annexure I" a statement on the matters specified in paragraphs 3 and 4 of the Order, to the extent applicable.

For B S D & Co.

Chartered Accountants

Firm's Registration No: 000312S



A handwritten signature in blue ink, appearing to read 'Prakash Chand Surana', is written over a circular blue stamp. The stamp contains the text 'BS&CO', 'RN:000312S', and 'New Delhi'.

Prakash Chand Surana

Partner

Membership No: 010276

Place: New Delhi

Date: 22 MAY 2019

Annexure I to Independent Auditors' Report

(Referred to in paragraph 2 under "Report on other Legal and Regulatory Requirements section of our report to the members of Jagdamba Contractors and Builders Limited of even date)

- i. (a) The Company has maintained proper records showing full particulars, including quantitative details and situation of the fixed assets.
- (b) The fixed assets have been physically verified by the management at the reasonable intervals, which in our opinion, is considered reasonable having regard to the size of the company and the nature of its assets. No material discrepancies were noticed on such verification.
- (c) In our opinion and according to information and explanations given to us and on the basis of an examination of the records of the Company, the title deeds of immovable properties are held in the name of the Company.
- ii. The inventory consists of construction work in progress and building materials and consumables. Physical verification of inventory has been conducted at reasonable intervals by the management and discrepancies noticed which were not material in nature have been properly dealt with in the books of accounts.
- iii. The Company has not granted any loans, secured or unsecured, to companies, firms, limited liability partnerships or other parties covered in the register maintained under Section 189 of the Act.
- iv. In our opinion and according to information and explanations given to us, the Company has complied with provisions of Section 185 and 186 of the Act in respect of loans, investments, guarantees, and security.
- v. The Company has not accepted any deposits from the public.
- vi. We have broadly reviewed the books of accounts maintained by the Company pursuant to the Rules made by the Central Government for the maintenance of Cost Records under section 148 of the Act, and are of opinion that prima facie, the prescribed accounts and records have been made and maintained, however, we have not made the detailed examination of such cost records.
- vii.(a) According to the information and explanations given to us and on the basis of our examination of the records of the Company, provident fund, employees' state insurance, income tax, , duty of customs, goods and services tax (GST) and other applicable material undisputed statutory dues have generally been deposited regularly during the year with the appropriate authorities with delays in certain cases and there are no arrears of outstanding statutory dues as at the last day of the financial year concerned, for a period of more than six months from the date they became payable.
- (b) According to the information and explanations given to us, there are no dues of income tax, duty of customs, value added tax, GST or other applicable material statutory dues which have not been deposited as on 31st March 2019 on account of any dispute except the following:

Name of Statutes	Nature of Dues	Financial Year to which the matter pertains	Forum where dispute is pending	Amount Outstanding (in Rs.)
Uttarakhand VAT Act, 2005	Sales Tax (CST)	2011-12	Joint Commissioner (Appeal)/ Commercial tax office ,Rudrapur	89,190.00



Uttarakhand VAT Act, 2005	Sales Tax (VAT)	2011-12	Joint Commissioner (Appeal)/ Commercial tax office ,Rudrapur	6,85,556.00
Rajasthan VAT Act, 2003	Sales Tax	2010-11	Assisstant Commisisoner Tax Officer Bhiwadi	7,579.00
Rajasthan VAT Act, 2003	Sales Tax	2010-11	Assisstant Commisisoner Tax Officer Bhiwadi	4,55,524.00
Rajasthan VAT Act, 2003	Sales Tax	2011-12	Assisstant Commisisoner Tax Officer Bhiwadi	8,32,304.00
Rajasthan VAT Act, 2003	Sales Tax	2011-12	Assisstant Commisisoner Tax Officer Bhiwadi	2,96,081.00
Rajasthan VAT Act, 2003	Sales Tax	2012-13	Assisstant Commisisoner Tax Officer Bhiwadi	1,49,868.00
Rajasthan VAT Act, 2003	Sales Tax	2012-13	Assisstant Commisisoner Tax Officer Bhiwadi	1,34,145.00
Rajasthan VAT Act, 2003	Sales Tax	2012-13	Assisstant Commisisoner Tax Officer Bhiwadi	35,335.00
Rajasthan VAT Act, 2003	Sales Tax	2012-13	Assisstant Commisisoner Tax Officer Bhiwadi	35,335.00
Rajasthan VAT Act, 2003	Sales Tax	2013-14	Assisstant Commisisoner Tax Officer Bhiwadi	4,12,577.00

- viii. In our opinion and according to the information and explanations given to us, the Company has not defaulted in repayment of dues to banks and financial institutions. The Company did not issue any debentures as at the balance sheet date.
- ix. According to the information and explanations given to us, no term loan was taken and no money was raised by way of initial public offer or further public offer (including debt instruments) by the Company. Accordingly Clause 3(ix) of the order is not applicable.
- x. According to the information and explanations given to us, no material fraud by the Company or on the Company by its officers or employees has been noticed or reported during the course of our audit.
- xi. According to the information and explanations given to us, no managerial remuneration has been paid or provided during the year.
- xii. According to the information and explanations given to us, the Company is not a Nidhi Company as prescribed under Section 406 of the Act. Accordingly, paragraph 3(xii) of the Order is not applicable to the Company.
- xiii. According to the information and explanations given to us, the transaction with the related parties is in compliance with Section 177 and 188 of Act, where applicable and the details have been disclosed in the Financial Statements as required by the applicable accounting standards.



- xiv. According to the information and explanations given to us and based on our examination of the records of the Company, the Company has not made any preferential allotment or private placement of shares or fully or partly convertible debentures during the year.
- xv. According to the information and explanations given to us and based on our examination of the records of the Company, the Company has not entered into non-cash transactions with directors or persons connected with him. Accordingly, paragraph 3(xv) of the Order is not applicable.
- xvi. According to information and explanations given to us, the Company is not required to be registered under Section 45 IA of the Reserve Bank of India Act, 1934.

For B S D & Co.

Chartered Accountants

Firm's Registration No. 000312S



Prakash Chand Surana

Partner

Membership No: 010276

Place : New Delhi

Date: 22 MAY 2019

Annexure II to Independent Auditors' Report

(Referred to in paragraph 1(f) under 'Report on Other Legal and Regulatory Requirements' section of our report to the Members of Jagdamba Contractors and Builders Limited of even date)

Report on the Internal Financial Controls under Clause (i) of Sub-section 3 of Section 143 of the Companies Act, 2013 ("the Act")

We have audited the internal financial controls over financial reporting of **Jagdamba Contractors and Builders Limited** ("the Company") as at 31st March 2019 in conjunction with our audit of the financial statements of the Company for the year ended on that date.

Management's Responsibility for Internal Financial Controls

The Board of Directors of the Company is responsible for establishing and maintaining internal financial controls based on the internal control over financial reporting criteria established by the Company considering the essential components of internal control stated in the Guidance Note on Audit of Internal Financial Controls over Financial Reporting issued by the Institute of Chartered Accountants of India. These responsibilities include the design, implementation and maintenance of adequate internal financial controls that were operating effectively for ensuring the orderly and efficient conduct of its business, including adherence to respective company's policies, the safeguarding of its assets, the prevention and detection of frauds and errors, the accuracy and completeness of the accounting records, and the timely preparation of reliable financial information, as required under the Act.

Auditors' Responsibility

Our responsibility is to express an opinion on the Company's internal financial controls over financial reporting based on our audit. We conducted our audit in accordance with the Guidance Note on Audit of Internal Financial Controls Over Financial Reporting (the "Guidance Note") and the Standards on Auditing, issued by ICAI and deemed to be prescribed under Section 143(10) of the Act, to the extent applicable to an audit of internal financial controls, both applicable to an audit of Internal Financial Controls and, both issued by the Institute of Chartered Accountants of India. Those Standards and the Guidance Note require that we comply with ethical requirements and plan and perform the audit to obtain reasonable assurance about whether adequate internal financial controls over financial reporting was established and maintained and if such controls operated effectively in all material respects.

Our audit involves performing procedures to obtain audit evidence about the adequacy of the internal financial controls system over financial reporting and their operating effectiveness. Our audit of internal financial controls over financial reporting included obtaining an understanding of internal financial controls over financial reporting, assessing the risk that a material weakness exists, and testing and evaluating the design and operating effectiveness of internal control based on the assessed risk. The procedures selected depend on the auditor's judgement, including the assessment of the risks of material misstatement of the financial statements, whether due to fraud or error.

We believe that the audit evidence we have obtained is sufficient and appropriate to provide a basis for our audit opinion on the Company's internal financial controls system over financial reporting of the Company.



Meaning of Internal Financial Controls over Financial Reporting

A Company's internal financial control over financial reporting is a process designed to provide reasonable assurance regarding the reliability of financial reporting and the preparation of financial statements for external purposes in accordance with generally accepted accounting principles. A Company's internal financial control over financial reporting includes those policies and procedures that:

- (a) Pertain to the maintenance of records that, in reasonable detail, accurately and fairly reflect the transactions and dispositions of the assets of the company;
- (b) provide reasonable assurance that transactions are recorded as necessary to permit preparation of financial statements in accordance with generally accepted accounting principles, and that receipts and expenditures of the Company are being made only in accordance with authorizations of management and directors of the company; and
- (c) Provide reasonable assurance regarding prevention or timely detection of unauthorized acquisition, use, or disposition of the company's assets that could have a material effect on the financial statements.

Limitations of Internal Financial Controls over Financial Reporting

Because of the inherent limitations of internal financial controls over financial reporting, including the possibility of collusion or improper management override of controls, material misstatements due to error or fraud may occur and not be detected. Also, projections of any evaluation of the internal financial controls over financial reporting to future periods are subject to the risk that the internal financial control over financial reporting may become inadequate because of changes in conditions, or that the degree of compliance with the policies or procedures may deteriorate.

Opinion

In our opinion, to the best of our information and according to the explanations given to us, the Company has, in all material respects, an adequate internal financial controls system over financial reporting and such internal financial controls over financial reporting were operating effectively as at 31st March 2019, based on the internal control over financial reporting criteria established by the Company considering the essential components of internal control stated in the Guidance Note on Audit of Internal Financial Controls Over Financial Reporting issued by the Institute of Chartered Accountants of India.

For B S D & Co.

Chartered Accountants

Firm's Registration No. 000312S



Prakash Chand Surana

Partner

Membership No: 010276

Place: New Delhi

Date: 22 MAY 2019

JAGDAMBA CONTRACTORS AND BUILDERS LIMITED

Regd. Office:12, Local Shopping Centre, Kalkaji, New Delhi-110019

CIN: U70109DL2006PLC149799

BALANCE SHEET AS AT 31 MARCH 2019

(Amount in Rupees)

Particulars	Note No.	As at 31 March 2019	As at 31 March 2018
ASSETS			
Non-Current Assets			
a) Property, Plant and Equipment	1	142,430,689.42	202,059,921.77
b) Financial Assets:			
i) Loans	2	1,830,880.00	1,854,380.00
ii) Other Financial Assets	3	36,536.68	915,582.09
c) Deferred Tax Assets (net)	4	22,169,773.00	22,186,392.00
d) Non-Current Tax Assets (net)		66,246,592.00	74,892,399.00
e) Other Non-Current Assets	5	-	44.67
		232,714,471.10	301,908,719.53
Current Assets			
a) Inventories	6	89,450,224.59	113,678,669.86
b) Financial Assets:			
i) Trade Receivables	7	118,238,939.95	403,605,595.69
ii) Cash and Cash Equivalents	8	6,487,618.24	21,176,782.16
iii) Other Bank Balances	9	967,877.00	33,923.00
iv) Loans	10	16,500.00	6,500.00
v) Other Financial Assets	11	32,041.00	190,245.00
c) Other Current Assets	12	184,168,492.95	197,458,899.02
		399,361,693.73	736,150,614.73
TOTAL ASSETS		632,076,164.83	1,038,059,334.26
EQUITY AND LIABILITIES			
Equity			
a) Equity Share Capital	13	50,000,000.00	50,000,000.00
b) Other Equity		153,590,645.19	148,351,029.27
		203,590,645.19	198,351,029.27
Liabilities			
Non-Current Liabilities			
a) Financial Liabilities:			
i) Borrowings	14	763,899.56	13,215,898.48
b) Provisions	15	184,183.00	463,061.00
		948,082.56	13,681,959.48
Current liabilities			
a) Financial Liabilities:			
i) Borrowings	16	103,406,540.13	189,023,603.13
ii) Trade Payables:	17		
Total outstanding dues of micro enterprises and small enterprises:		16,007,204.91	93,286,232.77
Total outstanding dues of creditors other than micro enterprises and small enterprises:		243,938,345.19	294,244,903.83
iii) Other Financial Liabilities	18	56,706,509.64	86,304,148.12
b) Other Current Liabilities	19	7,474,040.21	163,157,784.66
c) Provisions	20	4,797.00	9,673.00
		427,537,437.08	826,026,345.51
TOTAL EQUITY AND LIABILITIES		632,076,164.83	1,038,059,334.26

Significant accounting policies

Notes on financial statements

A
1-41

The notes referred to above form an integral part of financial statements.

As per our audit report of even date attached

For and on behalf of

For and on behalf of board of directors

B S D & Co.

(Regn. No. -000312S)

Chartered Accountants

Prakash Ch and Suman
Partner

M.No. 010270



Vinit Goyal

Vinit Goyal
(Director)
DIN:03575020

Pardeep Singh

Pardeep Singh
(Director)
DIN: 00117535

Rupali Aggarwal

Rupali Aggarwal
(Company Secretary)

Place: New Delhi

Date: **22 MAY 2019**

JAGDAMBA CONTRACTORS AND BUILDERS LIMITED

Regd. Office:12, Local Shopping Centre, Kalkaji, New Delhi-110019

CIN: U70109DL2006PLC149799

STATEMENT OF PROFIT AND LOSS FOR THE YEAR ENDED 31 MARCH 2019

(Amount in Rupees)

Particulars	Note No.	Year Ended 31 March 2019	Year Ended 31 March 2018
REVENUE			
Revenue from Operations	21	185,391,091.00	2,457,365,002.58
Other Income	22	23,313,182.01	53,573,804.05
TOTAL INCOME		208,704,273.01	2,510,938,806.63
EXPENSES			
Cost of Material Consumed, Construction & Other Related Project Cost	23	186,365,131.77	1,669,725,327.61
Changes in Inventories of Construction Work in Progress	24	(25,773,908.26)	688,692,556.79
Employee Benefits Expense	25	(69,177.00)	1,554,081.00
Finance Costs	26	15,322,579.27	94,141,368.85
Depreciation and Amortization Expense		11,604,917.37	16,797,418.19
Other Expenses	27	4,255,384.94	4,721,968.08
TOTAL EXPENSES		191,704,928.09	2,475,632,720.52
Profit Before Tax		16,999,344.92	35,306,086.11
Tax Expense	28	11,900,836.64	14,783,013.26
Profit For The Year		5,098,508.28	20,523,072.85
Other Comprehensive Income			
1) Items that will not be reclassified to Statement of Profit and Loss			
Remeasurements of the Net Defined Benefit Plans		190,686.00	16,435,649.00
Tax on Remeasurements of The Net Defined Benefit Plans - Actuarial Gain or Loss		(49,578.36)	(4,273,268.74)
Total Other Comprehensive Income		141,107.64	12,162,380.26
Total Comprehensive Income for the year		5,239,615.92	32,685,453.11
Earning Per Equity Share-Basic & Diluted (In Rupees)	29	1.02	4.10
Significant accounting policies	A		
Notes on financial statements	1-41		

The notes referred to above form an integral part of financial statements.

As per our audit report of even date attached

For and on behalf of

B S D & Co.

(Regn. No. -000312S)

Chartered Accountants

Prakash Chand Sugana
Partner
M.No. 010276



For and on behalf of board of directors

Vinit Goyal

Vinit Goyal
(Director)
DIN:03575020

Pardeep Singhal

Pardeep Singhal
(Director)
DIN: 00117535

Rupali Aggarwal

Rupali Aggarwal
(Company Secretary)

Place: New Delhi

Date: **22 MAY 2019**

STATEMENT OF CHANGES IN EQUITY FOR THE YEAR ENDED 31 MARCH 2019

A. Equity Share Capital

Particulars	Numbers	(Amount in Rupees)
Balance as at 1 April 2017	5,000,000	50,000,000.00
Changes in equity share capital during 2017-18	-	-
Balance as at 31 March 2018	5,000,000	50,000,000.00
Balance as at 1 April 2018	5,000,000	50,000,000.00
Changes in equity share capital during 2018-19	-	-
Balance as at 31 March 2019	5,000,000	50,000,000.00

B. Other Equity

(Amount in Rupees)

Description	Attributable to owners of Jagdamba Contractors and Builders Limited		
	Reserves and Surplus	Other Comprehensive Income	
	Retained Earnings	Remeasurement of Defined Benefit Obligations	Total Other Equity
Balance as at 1 April 2017	112,361,980.16	3,303,596.00	115,665,576.16
Profit for the year	20,523,072.85	-	20,523,072.85
Other Comprehensive Income	-	12,162,380.26	12,162,380.26
Balance as at 31 March 2018	132,885,053.01	15,465,976.26	148,351,029.27
Balance as at 1 April 2018	132,885,053.01	15,465,976.26	148,351,029.27
Profit for the year	5,098,508.28	-	5,098,508.28
Other Comprehensive Income	-	141,107.64	141,107.64
Balance as at 31 March 2019	137,983,561.29	15,607,083.90	153,590,645.19

The notes referred to above form an integral part of financial statements.

As per our audit report of even date attached

For and on behalf of

For and on behalf of board of directors

B S D & Co.

(Regn. No. -000312S)

Chartered Accountants

Prakash Chand Surana

Partner

M.No. 010276

Vinit Goyal

(Director)

DIN:03575020

Pardeep Singhal

(Director)

DIN: 00117535

Rupali Aggarwal

(Company Secretary)

Place: New Delhi

Date: **22 MAY 2019**

JAGDAMBA CONTRACTORS AND BUILDERS LIMITED

Regd. Office:12, Local Shopping Centre, Kalkaji, New Delhi-110019

CIN: U70109DL2006PLC149799

Cash Flow Statement for the year ended March 31, 2019

(Amount in Rupees)

Particulars	Year Ended 31 March 2019	Year Ended 31 March 2018
A. Cash flow from operating activities		
Profit for the year before tax	16,999,344.92	35,306,086.11
Adjustments for :		
Depreciation and amortization expense	47,294,713.66	63,649,312.33
Loss/(profit) on sale of fixed assets	(8,407,763.43)	1,813,855.25
Bad debt written off	1,401,981.36	10,160,792.08
Interest income	(832,441.59)	(3,604,803.09)
Interest and finance charges	20,323,479.39	121,506,143.86
Liabilities no longer required written back	(13,372,214.37)	(33,842,036.22)
Operating profit before working capital changes	63,407,099.94	194,989,350.32
Adjustments for working capital		
Non Current Loans	23,500.00	-
Other Non current Assets	44.67	2,084.97
Inventories	24,228,445.27	955,547,162.34
Trade Receivable	285,366,655.74	517,306,830.86
Current Loans	(10,000.00)	(6,500.00)
Other financial Assets	158,204.00	(190,245.00)
Other non-financial Assets	11,888,424.71	99,411,036.24
Trade payable and other financial and non financial liabilities	(273,174,634.58)	(906,029,782.74)
	48,480,639.81	666,040,586.67
Net cash flow from operating activities	111,887,739.75	861,029,936.99
Direct tax paid/(refund)	3,287,989.00	(11,671,862.00)
Net cash generated / (used in) from Operating activities (A)	108,599,750.75	872,701,798.99
B Cash flow from investing activities		
Purchase of fixed assets (including Capital work in progress)	(437,318.88)	(23,174,136.23)
Sale of fixed assets	21,179,601.00	2,519,869.99
Interest received	832,270.00	3,604,333.00
Movement in bank deposits	(54,737.00)	(61,661.00)
Net cash generated / (used in) from investing activities (B)	21,519,815.12	(17,111,594.24)
C Cash flow from financing activities		
Proceed from borrowings(net)	(112,412,100.43)	(794,687,446.31)
Interest and finance charges paid	(32,396,629.36)	(107,716,143.19)
Net cash (used in)/generated from Financing activities (C)	(144,808,729.79)	(902,403,589.50)
Net increase/(decrease) in cash and cash equivalents (A+B+C)	(14,689,163.92)	(46,813,384.75)
Opening balance of cash and cash equivalents	21,176,782.16	67,990,166.91
Closing balance of cash and cash equivalents	6,487,618.24	21,176,782.16



[Handwritten signature]

[Handwritten signature]

[Handwritten signature]

(Amount in Rupees)

FOR THE YEAR ENDED	Year Ended	Year Ended
	31-Mar-19	31-Mar-18
COMPONENTS OF CASH AND CASH EQUIVALENTS AS AT		
Cash on hand	779,754.00	2,755,218.00
Balance with banks	5,707,864.24	18,421,564.16
Cash and cash equivalents at the end of the year	6,487,618.24	21,176,782.16

RECONCILIATION STATEMENT OF CASH AND BANK BALANCES

(Amount in Rupees)

FOR THE YEAR ENDED	Year Ended	Year Ended
	31-Mar-19	31-Mar-18
Cash and cash equivalents at the end of the year as per above	6,487,618.24	21,176,782.16
Add: Fixed deposits with banks	967,877.00	33,923.00
Cash and bank balance as per balance sheet (refer note 08 & 9)	7,455,495.24	21,210,705.16

DISCLOSURE AS REQUIRED BY IND AS 7

Reconciliation of liabilities arising from financing activities

(Amount in Rupees)

31-Mar-19	Opening Balance	Cash flows	Non Cash Changes	Closing balance
Long term secured borrowings	39,565,742.11	(26,795,037.43)	-	12,770,704.68
Short term unsecured borrowings	189,023,603.13	(85,617,063.00)	-	103,406,540.13
Total liabilities from financial activities	228,589,345.24	(112,412,100.43)	-	116,177,244.81

(Amount in Rupees)

31-Mar-18	Opening Balance	Cash flows	Non cash changes	Closing balance
Long term secured borrowings	65,411,284.42	(25,845,542.31)	-	39,565,742.11
Short term unsecured borrowings	957,865,507.13	(768,841,904.00)	-	189,023,603.13
Total liabilities from financial activities	1,023,276,791.55	(794,687,446.31)	-	228,589,345.24

Note:- Depreciation includes amount charged to cost of material consumed, construction & other related project cost.

As per our audit report of even date attached

For and on behalf of

B S D & Co.

(Regn. No. 000312S)

Chartered Accountants

Prakash Chand Surana

Partner

M.No. 010276



For and on behalf of board of directors

Vinit Goyal
(Director)
DIN:03575020

Pardeep Singhal
(Director)
DIN: 00117535

Rupali Aggarwal
(Company Secretary)

Place: New Delhi

Date: 22 MAY 2019

A Significant Accounting Policies :

1 Corporate information

Jagdamba Contractors and Builders Limited ("The Company") is a subsidiary company of Omaxe Limited. Registered address of the Company is 12, Local Shopping Centre, Kalkaji, New Delhi-110019.

The company is into the Construction business.

2 Significant Accounting Policies :

(i) Basis of Preparation

The financial statements of the Company have been prepared in accordance with the Companies (Indian Accounting Standards) Rules 2015 ('Ind AS') issued by Ministry of Corporate Affairs ('MCA'). The Company has uniformly applied the accounting policies during the period presented.

(ii) Revenue Recognition

Revenue is measured at the fair value of the consideration received or receivable for goods supplied and services rendered, net of returns and discounts to customers.

The company derives revenue from execution of Construction contract. Effective from 1st April 2018, Revenue from Construction contract is recognised in accordance with Ind AS 115 which establishes a comprehensive framework in determining whether how much and when revenue is to be recognised .

Ind AS 115 replaces Ind AS 18 revenue and Ind AS 11 construction contracts which prescribes control approach for revenue recognition as against risk and rewards as per Ind AS 18. Revenue from construction contract is based on following 6 steps :

1. Identification of contract with customers

The company accounts for contract with a customer only when all the following criteria are met:

- Parties (i.e. the company and the customer) to the contract have approved the contract (in writing, orally or in accordance with business practices) and are committed to perform their respective obligations.
- The company can identify each customer's right regarding the goods or services to be transferred.
- The company can identify the payment terms for the goods or services to be transferred.
- The contract has commercial substance (i.e. risk, timing or amount of the company's future cash flow is expected to change as a result of the contract) and
- It is probable that the company will collect the consideration to which it will be entitled in exchange for the goods or services that will be transferred to the customer. Consideration may not be the same due to discount rate etc.

2. Identify the separate performance obligation in the contract:-

Performance obligation is a promise to transfer to a customer:

- Goods or services or a bundle of goods or services i.e. distinct or a series of goods or services that are substantially the same and are transferred in the same way.

- If a promise to transfer goods or services is not distinct from goods or services in a contract, then the goods or services are combined in a single performance obligation.

- The goods or services that is promised to a customer is distinct if both the following criteria are met:

- The customer can benefit from the goods or services either on its own or together with resources that are readily available to the customer (i.e. The goods or services are capable of being distinct) and
- The company's promise to transfer the goods or services to the customer is separately identifiable from the other promises in the contract i.e The goods or services are distinct within the context of the contract.

3.Satisfaction of the performance obligation:-

The company recognizes revenue when (or as) the company satisfies a performance obligation by transferring a promised goods or services to the customer.

4 Determination of transaction price:-

The transaction price is the amount of consideration to which the company expects to be entitled in exchange for transferring promised goods or services to customer excluding GST.

The consideration promised in a contract with a customer may include fixed amount, variable amount or both. In determining transaction price, the company assumes that goods or services will be transferred to the customer as promised in accordance with the existing contract and the contract can't be cancelled, renewed or modified.

5 Allocating the transaction price to the performance obligation:-

The allocation of the total contract price to various performance obligation are done based on their standalone selling prices, the stand alone selling price is the price at which the company would sell promised goods or services separately to the customers.

6.Recognition of revenue when (or as) the company satisfies a performance obligation:

Performance obligation is satisfied over time or at a point in time

Performance obligation is satisfied over time if one of the criteria out of the following three is met:

- The customer simultaneously receives and consumes a benefit provided by the company's performance as the company performs.
- The company's performance creates or enhances an asset that a customer controls as asset is created or enhanced.
- The company's performance doesn't create an asset within an alternative use to the company and the company has an enforceable right to payment for performance completed to date.

Therefore the revenue recognition for a performance obligation is done over time if one of the criteria is met out of the above three else revenue recognition for a performance obligation is done at point in time.

(b) Interest Income

Interest due on delayed payments by customers is accounted on accrual basis.

(c)Income from trading sales

Revenue from trading activities is accounted as revenue upon satisfaction of performance obligation.

(d) Dividend income

Dividend income is recognized when the right to receive the payment is established.



Handwritten signatures and initials in blue ink, including 'De', 'Aji', and 'Rupko'.

(iii) **Borrowing Costs**

Borrowing cost that are directly attributable to the acquisition or construction of a qualifying asset are considered as part of the cost of the asset. All other borrowing costs are treated as period cost and charged to the statement of profit and loss in the year in which incurred.

(iv) **Property, Plant and Equipment**

Recognition and initial measurement

Properties, plant and equipment are stated at their cost of acquisition. The cost comprises purchase price, borrowing cost, if capitalization criteria are met and directly attributable cost of bringing the asset to its working condition for the intended use. Any trade discount and rebates are deducted in arriving at the purchase price.

Subsequent costs are included in the asset's carrying amount or recognised as a separate asset, as appropriate, only when it is probable that future economic benefits associated with the item will flow to the Company. All other repair and maintenance costs are recognised in statement of profit or loss as incurred.

Subsequent measurement (depreciation and useful lives)

Depreciation on Property, Plant and Equipment is provided on written down value method based on the useful life of the asset as specified in Schedule II to the Companies Act, 2013. The management estimates the useful life of the assets as prescribed in Schedule II to the Companies Act, 2013 except in the case of steel shuttering and scaffolding, whose life is estimated as five years considering obsolescence.

Cost of building constructed on land owned by third party under 'Build Own Transfer' agreement is amortized over the period of the agreement.

De-recognition

An item of property, plant and equipment and any significant part initially recognised is derecognized upon disposal or when no future economic benefits are expected from its use or disposal. Any gain or loss arising on de-recognition of the asset (calculated as the difference between the net disposal proceeds and the carrying amount of the asset) is included in the income statement when the asset is derecognized.

(v) **Intangible Assets**

Recognition and initial measurement

Intangible assets are stated at their cost of acquisition. The cost comprises purchase price, borrowing cost, if capitalization criteria are met and directly attributable cost

of bringing the asset to its working condition for the intended use. Any trade discount and rebates are deducted in arriving at the purchase price.

Subsequent measurement (amortization and useful lives)

Intangible assets comprising of ERP & other computer software are stated at cost of acquisition less accumulated amortization and are amortised over a period of four years on straight line method.

(vi) **Impairment of Non Financial Assets**

The Company assesses at each balance sheet date whether there is any indication that an asset may be impaired. If any such indication exists, the Company estimates the recoverable amount of the asset. If such recoverable amount of the asset or the recoverable amount of the cash-generating unit to which the asset belongs is less than its carrying amount, the carrying amount is reduced to its recoverable amount. The reduction is treated as an impairment loss and is recognized in the statement of profit and loss.

(vii) **Financial Instruments**

(a) **Financial assets**

Initial recognition and measurement

Financial assets are recognised when the Company becomes a party to the contractual provisions of the financial instrument and are measured initially at fair value adjusted for transaction costs

Subsequent measurement

(1) Financial instruments at amortised cost – the financial instrument is measured at the amortised cost if both the following conditions are met:

(a) The asset is held within a business model whose objective is to hold assets for collecting contractual cash flows, and

(b) Contractual terms of the asset give rise on specified dates to cash flows that are solely payments of principal and interest (SPPI) on the principal amount outstanding.

After initial measurement, such financial assets are subsequently measured at amortised cost using the effective interest rate (EIR) method. All other debt instruments are measured at Fair Value through other comprehensive income or Fair value through profit and loss based on Company's business model.

De-recognition of financial assets

A financial asset is primarily de-recognised when the rights to receive cash flows from the asset have expired or the Company has transferred its rights to receive cash flows from the asset.

(b) **Financial liabilities**

Initial recognition and measurement

All financial liabilities are recognised initially at fair value and transaction cost that are attributable to the acquisition of the financial liabilities are also adjusted. These liabilities are classified as amortised cost.

Subsequent measurement

Subsequent to initial recognition, these liabilities are measured at amortised cost using the effective interest method. These liabilities include borrowings and deposits.

De-recognition of financial liabilities

A financial liability is de-recognised when the obligation under the liability is discharged or cancelled or expired. When an existing financial liability is replaced by another from the same lender on substantially different terms, or on the terms of an existing liability are substantially modified, such an exchange or modification is treated as the de-recognition of the original liability and the recognition of a new liability. The difference in the respective carrying amounts is recognised in the statement of profit or loss.

(c) **Compound financial instrument**

Compound financial instrument are separated into liability and equity components based on the terms of the contract. On issuance of the said instrument, the liability component is arrived by discounting the gross sum at a market rate for an equivalent non-convertible instrument. This amount is classified as a financial liability measured at amortised cost until it is extinguished on conversion or redemption. The remainder of the proceeds is recognised as equity component of compound financial instrument. This is recognised and included in shareholders' equity, net of income tax effects, and not subsequently re-measured.


(d) **Financial guarantee contracts**

Financial guarantee contracts are those contracts that require a payment to be made to reimburse the holder for a loss it incurs because the specified party fails to make a payment when due in accordance with the terms of a debt instrument. Financial guarantee contracts are recognised initially as a liability at fair value, adjusted for transaction costs that are directly attributable to the issuance of the guarantee. Subsequently, the liability is measured at the higher of the amount of expected loss allowance determined as per impairment requirements of Ind-AS 109 and the amount recognised less cumulative amortization.

(e) **Impairment of financial assets**

The Company assesses on a forward looking basis the expected credit losses associated with its assets carried at amortised cost and FVOCI debt instruments. The impairment methodology applied depends on whether there has been a significant increase in credit risk. Note 37 details how the Company determines whether there has been a significant increase in credit risk.

For trade receivables only, the Company applies the simplified approach permitted by Ind AS 109 Financial Instruments, which requires expected lifetime losses to be recognised from initial recognition of the receivables.



Handwritten signatures and initials in blue ink, including "De", "A", and "Pupel".

(f) Offsetting of financial instruments

Financial assets and financial liabilities are offset and the net amount is reported in the balance sheet if there is a currently enforceable legal right to offset the recognised amounts and there is an intention to settle on a net basis, to realize the assets and settle the liabilities simultaneously.

(viii) Inventories

(a) Inventories

(i) Building material and consumable stores are valued at lower of cost and net realisable value. Cost is determined on the basis of the 'First in First out' method.

(ii) Construction work in progress is valued at lower of cost and net realisable value. Cost includes cost of materials, services and other related overheads related to project under construction.

(ix) Foreign currency translation

(a) Functional and presentation currency

The financial statements are presented in currency INR, which is also the functional currency of the Company.

(b) Foreign currency transactions and balances

i. Foreign currency transactions are recorded at exchange rates prevailing on the date of respective transactions.

ii. Financial assets and financial liabilities in foreign currencies existing at balance sheet date are translated at year-end rates.

iii. Foreign currency translation differences related to acquisition of imported fixed assets are adjusted in the carrying amount of the related fixed assets. All other foreign currency gains and losses are recognized in the statement of profit and loss.

(x) Retirement benefits

i. Contributions payable by the Company to the concerned government authorities in respect of provident fund, family pension fund and employee state insurance are charged to the statement of profit and loss.

ii. The Company is having Group Gratuity Scheme with Life Insurance Corporation of India. Provision for gratuity is made based on actuarial valuation in accordance with Ind AS-19.

iii. Provision for leave encashment in respect of unavailed leave standing to the credit of employees is made on actuarial basis in accordance with Ind AS-19.

iv. Actuarial gains/losses resulting from re-measurements of the liability/asset are included in other comprehensive income.

(xi) Provisions, contingent assets and contingent liabilities

A provision is recognized when:

- the Company has a present obligation as a result of a past event;
- it is probable that an outflow of resources embodying economic benefits will be required to settle the obligation; and
- a reliable estimate can be made of the amount of the obligation.

A disclosure for a contingent liability is made when there is a possible obligation or a present obligation that may, but probably will not, require an outflow of resources. Where there is a possible obligation or a present obligation that the likelihood of outflow of resources is remote, no provision or disclosure is made.

(xii) Earnings per share

Basic earnings per share are calculated by dividing the Net Profit for the year attributable to equity shareholders by the weighted average number of equity shares outstanding during the year.

For the purpose of calculating diluted earnings per share, the Net Profit for the year attributable to equity shareholders and the weighted average number of shares outstanding during the year are adjusted for the effects of all dilutive potential equity share.

(xiii) Operating lease

Lease arrangements where the risk and rewards incident to ownership of an asset substantially vest with the lessor are recognized as operating lease. Lease rent under operating lease are charged to statement of profit and loss on a straight line basis over the lease term except where scheduled increase in rent compensate the lessor for expected inflationary costs.

(xiv) Income Taxes

i. Provision for current tax is made based on the tax payable under the Income Tax Act, 1961. Current income tax relating to items recognised outside profit and loss is recognised outside profit and loss (either in other comprehensive income or in equity)

ii. Deferred tax is recognised on temporary differences between the carrying amounts of assets and liabilities in the financial statements and the corresponding tax bases used in the computation of taxable profit.

Deferred tax liabilities and assets are measured at the tax rates that are expected to apply in the period in which the liability is settled or the asset realised, based on tax rates (and tax laws) that have been enacted or substantively enacted by the end of the reporting period. The carrying amount of Deferred tax liabilities and assets are reviewed at the end of each reporting period.

(xv) Cash and Cash Equivalents

Cash and Cash equivalent in the balance sheet comprises cash at bank and cash on hand, demand deposits and short term deposits which are subject to an insignificant change in value.

The amendment to Ind AS-7 requires entities to provide disclosure of change in the liabilities arising from financing activities, including both changes arising from cash flows and non cash changes (such as foreign exchange gain or loss). The Company has provided information for both current and comparative period in cash flow statement.



Be

Al-

Repld

(xvi) **Significant management judgement in applying accounting policies and estimation of uncertainty**

Significant management judgements

When preparing the financial statements, management undertakes a number of judgements, estimates and assumptions about the recognition and measurement of assets, liabilities, income and expenses.

The following are significant management judgements in applying the accounting policies of the Company that have the most significant effect on the financial statements.

(a) Recognition of deferred tax assets

The extent to which deferred tax assets can be recognized is based on an assessment of the probability of the Company's future taxable income against which the deferred tax assets can be utilized.

Estimation of uncertainty

(a) Recoverability of advances/receivables

At each balance sheet date, based on historical default rates observed over expected life, the management assesses the expected credit loss on outstanding receivables and advances.

(b) Defined benefit obligation (DBO)

Management's estimate of the DBO is based on a number of critical underlying assumptions such as standard rates of inflation, medical cost trends, mortality, discount rate and anticipation of future salary increases. Variation in these assumptions may significantly impact the DBO amount and the annual defined benefit expenses.

(c) Provisions

At each balance sheet date on the basis of management judgment, changes in facts and legal aspects, the Company assesses the requirement of provisions against the outstanding warranties and guarantees. However the actual future outcome may be different from this judgement.

(d) Inventories

Inventory is stated at the lower of cost and net realisable value (NRV).

NRV for completed inventory is assessed including but not limited to market conditions and prices existing at the reporting date and is determined by the Company based on net amount that it expects to realise from the sale of inventory in the ordinary course of business

NRV in respect of inventories under construction is assessed with reference to market prices (by referring to expected or recent selling price) at the reporting date less

estimated costs to complete the construction, and estimated cost necessary to make the sale. The costs to complete the construction are estimated by management.

(e) Fair value measurements

Management applies valuation techniques to determine the fair value of financial instruments (where active market quotes are not available) and non-financial assets.

This involves developing estimates and assumptions consistent with how market participants would price the instrument / assets. Management bases its assumptions on observable data as far as possible but this may not always be available. In that case Management uses the best relevant information available. Estimated fair values

may vary from the actual prices that would be achieved in an arm's length transaction at the reporting date

(f) Classification of assets and liabilities into current and non-current

The Management classifies assets and liabilities into current and non-current categories based on its operating cycle.



Handwritten signature in blue ink, possibly reading "Anil De Kaple".

Note 1: PROPERTY, PLANT AND EQUIPMENT

Particulars						(Amount in Rupees)
	Plant and Machinery *	Office Equipments	Furniture and Fixtures	Vehicles	Computer and Printers	Total
Gross carrying amount						
Balance as at 1 April 2017	279,404,510.21	4,274,464.99	29,651,826.70	33,488,098.36	739,526.66	347,558,426.92
Additions	17,678,903.55	1,410,867.37	2,123,894.51	1,960,470.80	-	23,174,136.23
Disposals	(12,720,601.18)	(212,256.50)	(71,915.28)	(5,800.00)	-	(13,010,572.96)
Balance as at 31 March 2018	284,362,812.58	5,473,075.86	31,703,805.93	35,442,769.16	739,526.66	357,721,990.19
Balance as at 1 April 2018	284,362,812.58	5,473,075.86	31,703,805.93	35,442,769.16	739,526.66	357,721,990.19
Additions	207,500.00	125,265.88	93,780.00	-	10,773.00	437,318.88
Disposals	(31,367,142.66)	(158,304.30)	(2,006,796.90)	(558,208.10)	(15,500.10)	(34,105,952.06)
Balance as at 31 March 2019	253,203,169.92	5,440,037.44	29,790,789.03	34,884,561.06	734,799.56	324,053,357.01
Accumulated depreciation						
Balance as at 1 April 2017	80,915,786.57	2,153,359.95	8,072,363.74	8,993,153.30	554,940.25	100,689,603.81
Depreciation charge during the year	46,851,894.14	1,396,377.46	7,063,911.71	8,236,132.59	100,996.43	63,649,312.33
Disposals	(8,439,753.80)	(188,381.89)	(42,912.03)	(5,800.00)	-	(8,676,847.72)
Balance as at 31 March 2018	119,327,926.91	3,361,355.52	15,093,363.42	17,223,485.89	655,936.68	155,662,068.42
Balance as at 1 April 2018	119,327,926.91	3,361,355.52	15,093,363.42	17,223,485.89	655,936.68	155,662,068.42
Depreciation charge during the year	35,689,796.29	943,158.79	4,967,358.56	5,664,411.02	29,989.00	47,294,713.66
Disposals	(19,423,341.64)	(111,647.70)	(1,269,759.97)	(514,640.08)	(14,725.10)	(21,334,114.49)
Balance as at 31 March 2019	135,594,381.56	4,192,866.61	18,790,962.01	22,373,256.83	671,200.58	181,622,667.59
Net carrying amount as at 31 March 2019	117,608,788.36	1,247,170.83	10,999,827.02	12,511,304.23	63,598.98	142,430,689.42
Net carrying amount as at 31 March 2018	165,034,885.67	2,111,720.34	16,610,442.51	18,219,283.27	83,589.98	202,059,921.77

* Plant and Machinery are hypothecated against the Equipment loan (refer note: 14.1)

Note:

Particulars	(Amount in Rupees)	
	Year ended 31 March 2019	Year ended 31 March 2018
Depreciation has been charged to		
- Cost of material consumed, construction & other related project cost (refer note 23)	35,689,796.29	46,851,894.14
- Statement of profit & loss	11,604,917.37	16,797,418.19
Total	47,294,713.66	63,649,312.33



[Handwritten signatures and initials]

Note 2 : NON CURRENT LOANS

Particulars	(Amount in Rupees)	
	As at 31 March 2019	As at 31 March 2018
(Unsecured Considered good unless otherwise stated)		
Security Deposits		
Considered Good	1,830,880.00	1,854,380.00
Total	1,830,880.00	1,854,380.00

Note 3 : NON CURRENT OTHER FINANCIAL ASSETS

Particulars	(Amount in Rupees)	
	As at 31 March 2019	As at 31 March 2018
Bank Deposits with maturity of more than 12 months held as margin money	35,895.00	915,112.00
Interest accrued on deposits & others	641.68	470.09
Total	36,536.68	915,582.09

Note - 4 : DEFERRED TAX ASSETS - NET

The movement on the deferred tax account is as follows:

Particulars	(Amount in Rupees)	
	As at 31 March 2019	As at 31 March 2018
At the beginning of the year	22,186,392.00	31,903,626.00
Credit/ (Charge) to statement of profit and loss (refer note 28)	32,959.36	(5,443,965.26)
Credit/ (Charge) to other comprehensive income	(49,578.36)	(4,273,268.74)
At the end of the year	22,169,773.00	22,186,392.00

Component of deferred tax assets/ (liabilities) :

Particulars	(Amount in Rupees)	
	As at 31 March 2019	As at 31 March 2018
Deferred Tax Asset		
Expenses allowed on payment basis	56,465.00	156,790.00
Difference between book and tax base of fixed assets	22,113,308.00	22,029,602.00
Total	22,169,773.00	22,186,392.00

Note 5 : OTHER NON CURRENT ASSETS

Particulars	(Amount in Rupees)	
	As at 31 March 2019	As at 31 March 2018
Prepaid Expenses	-	44.67
Total	-	44.67

Note 6 : INVENTORIES

Particulars	(Amount in Rupees)	
	As at 31 March 2019	As at 31 March 2018
Building Material And Consumables	63,676,316.33	113,678,669.86
Construction Work In Progress	25,773,908.26	-
Total	89,450,224.59	113,678,669.86

Note 7 : TRADE RECEIVABLES

Particulars	(Amount in Rupees)	
	As at 31 March 2019	As at 31 March 2018
(Unsecured-considered good unless stated otherwise)		
Considered Good	118,238,939.95	403,605,595.69
Total	118,238,939.95	403,605,595.69



Am - Be Rajesh

Note 7.1

Due from related parties included in trade receivables are as under:

Particulars	(Amount in Rupees)	
	As at 31 March 2019	As at 31 March 2018
Name of Company		
Omaxe Limited	60,905,158.44	190,368,702.44
Omaxe Buildhome Limited	2,039,643.01	11,572,537.32
Omaxe Buildwell Limited	747,073.00	8,581,513.43
Omaxe Chandigarh Extension Developers Private Limited	12,710,442.86	16,676,190.86
Robust Buildwell Private Limited	229,946.00	39,176.00
Omaxe Infrastructure Limited	135,577.00	871,266.00
Bhanu Infrabuild Private Limited	33,436,491.77	85,311,307.77
Garv Buildtech Private Limited	1,414,740.00	8,306,622.00
Omaxe Forest Spa and Hills Developers Private Limited	4,034,932.00	22,773,475.00
Pancham Realcon Private Limited	1,746,334.75	58,207,427.75
S N Realtors Private Limited	-	671,344.00
Omaxe India Trade Centre Private Limited	-	25,952.00
Atulah Contractors and Constructions Private Limited	69,377.00	-
Total	117,469,715.83	403,405,514.57

Note 8 : CASH AND CASH EQUIVALENTS

Particulars	(Amount in Rupees)	
	As at 31 March 2019	As at 31 March 2018
Balances With Banks:-		
In Current Accounts	5,707,864.24	18,421,564.16
Cash On Hand	779,754.00	2,755,218.00
Total	6,487,618.24	21,176,782.16

Note 9 : OTHER BANK BALANCES

Particulars	(Amount in Rupees)	
	As at 31 March 2019	As at 31 March 2018
Held As Margin Money	967,877.00	33,923.00
Total	967,877.00	33,923.00

Note 10 : CURRENT LOANS

Particulars	(Amount in Rupees)	
	As at 31 March 2019	As at 31 March 2018
(Unsecured Considered good unless otherwise stated)		
Security Deposits		
Considered Good	16,500.00	6,500.00
Total	16,500.00	6,500.00

Note 11 : CURRENT OTHER FINANCIAL ASSETS

Particulars	(Amount in Rupees)	
	As at 31 March 2019	As at 31 March 2018
(Unsecured Considered good unless otherwise stated)		
Advance recoverable in cash		
-Others	32,041.00	190,245.00
Total	32,041.00	190,245.00

Note 12 : OTHER CURRENT ASSETS

Particulars	(Amount in Rupees)	
	As at 31 March 2019	As at 31 March 2018
(Unsecured considered good unless otherwise stated)		
Advance against goods, services and others		
- Others	9,798,424.70	14,188,682.05
Balance With Government / Statutory Authorities	9,798,424.70	14,188,682.05
Prepaid Expenses	174,028,614.63	182,640,974.81
	341,453.62	629,242.16
Total	184,168,492.95	197,458,899.02



Handwritten signatures and initials in blue ink.

Note 13 : EQUITY SHARE CAPITAL

Particulars	(Amount in Rupees)	
	As at March 31, 2019	As at March 31, 2018
Authorised		
50,00,000 (50,00,000) Equity Shares of Rs.10 Each	50,000,000.00	50,000,000.00
	50,000,000.00	50,000,000.00
Issued, Subscribed & Paid Up		
50,00,000 (50,00,000) Equity Shares of Rs.10 each fully paid up	50,000,000.00	50,000,000.00
Total	50,000,000.00	50,000,000.00

(Figures in bracket represent those of previous year)

Note - 13.1

Reconciliation of the shares outstanding at the beginning and at the end of the year

Particulars	As at March 31, 2019		As at March 31, 2018	
	Numbers	Amount in Rupees	Numbers	Amount in Rupees
Equity Shares of Rs. 10 each fully paid				
Shares outstanding at the beginning of the year	5,000,000	50,000,000.00	5,000,000	50,000,000.00
Shares Issued during the year	-	-	-	-
Shares bought back during the year	-	-	-	-
Shares outstanding at the end of the year	5,000,000	50,000,000.00	5,000,000	50,000,000.00

Note - 13.2

Terms/rights attached to shares

Equity

The company has only one class of equity shares having a par value of Rs 10/-per share. Each holder of equity shares is entitled to one vote per share.If new equity shares, issued by the company shall be ranked pari-passu with the existing equity shares. The company declares and pays dividend in Indian rupees. The dividend proposed if any by the Board of Directors is subject to the approval of the shareholders in the ensuing Annual General Meeting. In the event of liquidation of the company, the holders of equity shares will be entitled to receive remaining assets of the company, after distribution of all preferential amounts, if any in proportion to the number of equity shares held by the share holders..

Note - 13.3

Shares held by holding company and subsidiaries of holding Company in aggregate

Name of Shareholder	As at March 31, 2019		As at March 31, 2018	
	Number of shares held	Amount in Rupees	Number of shares held	Amount in Rupees
Equity Shares				
Omaxe Limited	5,000,000	50,000,000.00	5,000,000	50,000,000.00

Note - 13.4

Detail of shareholders holding more than 5% shares in capital of the company

Equity Shares

Name of Shareholder	As at March 31, 2019		As at March 31, 2018	
	Number of shares held	% of Holding	Number of shares held	% of Holding
Omaxe Limited	5,000,000	100.00	5,000,000	100.00

Note - 13.5

The company has not allotted any fully paid up shares pursuant to contract(s) without payment being received in cash. The company has neither allotted any fully paid up shares by way of bonus shares nor has bought back any class of shares during the period of five years immediately preceding the balance sheet date.



[Handwritten signatures]

Note 14 : LONG TERM BORROWINGS

Particulars	(Amount in Rupees)	
	As at 31 March 2019	As at 31 March 2018
Secured		
Term Loans		
Equipment Loans	763,899.56	13,215,898.48
Total	763,899.56	13,215,898.48

Note - 14.1

Nature of security of long term borrowings are as under:

Particulars	(Amount in Rupees)			
	Amount Outstanding		Current Maturities	
	As at 31 March 2019	As at 31 March 2018	As at 31 March 2019	As at 31 March 2018
Secured				
Equipments loan are secured by hypothecation of the equipments purchased there against	12,770,704.68	39,565,742.11	12,006,805.12	26,349,843.63
Total	12,770,704.68	39,565,742.11	12,006,805.12	26,349,843.63

14.2 The year wise repayment schedule of long term borrowings :

Particulars	outstanding as at 31.03.2019	with in 1 year	Years wise repayment schedule	
			1-2 year	2-3 year
Secured				
Term loans				
Equipment Loans	12,770,704.68	12,006,805.12	763,899.56	-
Total Long Term Borrowings	12,770,704.68	12,006,805.12	763,899.56	-

Ch- De Repble



Note 15 : PROVISIONS-NON CURRENT

Particulars	(Amount in Rupees)	
	As at 31 March 2019	As at 31 March 2018
Leave Encashment	66,963.00	200,355.00
Gratuity	117,220.00	265,706.00
Total	184,183.00	466,061.00

Note 16 : BORROWINGS-CURRENT

Particulars	(Amount in Rupees)	
	As at 31 March 2019	As at 31 March 2018
Unsecured		
Inter corporate loan from holding company (repayable on demand)	98,850,974.13	18,652,455.13
Inter corporate loan from fellow subsidiary company (repayable on demand)	4,555,566.00	170,371,148.00
Total	103,406,540.13	189,023,603.13

Note 17 : CURRENT TRADE PAYABLES

Particulars	(Amount in Rupees)	
	As at 31 March 2019	As at 31 March 2018
- Due to Micro Enterprises & Small Enterprises	16,007,204.91	93,286,232.77
- Related Party	333,663.00	963,663.00
- Others	243,604,682.19	293,281,240.83
Total	259,945,550.10	387,531,136.60

Note - 17.1

* The information as required to be disclosed under The Micro, Small and Medium Enterprises Development Act, 2006 ("the Act") has been determined to the extent such parties have been identified by the company, on the basis of information and records available.

Particulars	(Amount in Rupees)	
	As at 31 March 2019	As at 31 March 2018
Principal amount due to suppliers under MSMED Act, 2006	16,007,204.91	93,286,232.77
Interest accrued and due to supplier under MSMED Act, 2006 on above amount	8,015,003.00	22,928,126.00
Payment made to suppliers (other than interest) beyond appointed day during the year	46,418,704.20	365,749,028.00
Interest paid to suppliers under MSMED Act, 2006	-	-
Interest due and payable on payment made to suppliers beyond appointed date during the year	3,900,927.00	7,337,680.00
Interest accrued and remaining unpaid at the end of the accounting year	40,192,338.00	52,090,116.00
Interest charged to statement of profit and loss account during the year for the purpose of disallowance under section 23 of MSMED Act, 2006	(11,897,778.00)	13,971,572.00



Am- De Jephell

Note 18 : CURRENT OTHER FINANCIAL LIABILITIES

Particulars	(Amount in Rupees)	
	As at 31 March 2019	As at 31 March 2018
Current Maturities of Long Term Borrowings	12,006,805.12	26,349,843.63
Interest Accrued But Not Due On Borrowings	91,562.11	266,934.08
Due to Directors	-	15,500.00
Due to Employees	761,868.00	3,012,310.00
Interest On Trade Payables	40,192,338.00	52,090,116.00
Other Payables	3,653,936.41	4,569,444.41
Total	56,706,509.64	86,304,148.12

Note 19 : OTHER CURRENT LIABILITIES

Particulars	(Amount in Rupees)	
	As at 31 March 2019	As at 31 March 2018
Statutory Dues Payable	6,755,906.00	11,983,733.45
Advance from customers and others :		
From Fellow subsidiary Companies	-	150,585,738.00
From Others	718,134.21	588,313.21
Total	7,474,040.21	163,157,784.66

Note 20: PROVISIONS-CURRENT

Particulars	(Amount in Rupees)	
	As at 31 March 2019	As at 31 March 2018
Leave Encashment	1,833.00	4,905.00
Gratuity	2,964.00	4,768.00
Total	4,797.00	9,673.00



Handwritten signatures and initials in blue ink.

Note 21 : REVENUE FROM OPERATIONS

Particulars	(Amount in Rupees)	
	Year Ended 31 March 2019	Year Ended 31 March 2018
Income From Construction Contracts	160,247,847.00	2,422,942,171.00
Income From Trading Goods	17,655,786.00	7,904,085.00
Other Operating Income	7,487,458.00	26,518,746.58
Total	185,391,091.00	2,457,365,002.58

Disaggregation of revenue is as below:-

Nature of Revenue	Operating Revenue	Other Operating Revenue	Total
Construction Contracts	160,247,847.00	23,000.00	160,270,847.00
Trading	17,655,786.00	-	17,655,786.00
Others	-	7,464,458.00	7,464,458.00
Total	177,903,633.00	7,487,458.00	185,391,091.00

Note 22 : OTHER INCOME

Particulars	(Amount in Rupees)	
	Year Ended 31 March 2019	Year Ended 31 March 2018
Interest Income		
On Bank Deposits	60,771.59	68,701.09
Others	771,670.00	3,536,102.00
Liabilities No Longer Required Written Back (Net)	13,372,214.37	33,842,036.22
Profit/(loss) on sale of fixed assets	8,407,763.43	-
Miscellaneous Income	700,762.62	16,126,964.74
Total	23,313,182.01	53,573,804.05

Note 23 : COST OF MATERIAL CONSUMED, CONSTRUCTION & OTHER RELATED PROJECT COST

Particulars	(Amount in Rupees)	
	Year Ended 31 March 2019	Year Ended 31 March 2018
Inventory at the Beginning of The Year		
Building Materials and Consumables	113,678,669.86	380,533,275.41
	113,678,669.86	380,533,275.41
Add: Incurred During The Year		
Building Materials purchased	52,098,662.92	691,564,981.62
Construction Cost	37,251,976.54	420,626,331.01
Employee Cost	2,502,517.00	154,107,208.00
Rates and Taxes	5,114.98	22,879,113.00
Administration expenses	2,683,135.86	19,294,196.59
Depreciation	35,689,796.29	46,851,894.14
Power & Fuel and Other Electrical Cost	755,487.53	18,285,379.91
Repairs And Maintenance-Plant And Machinery	375,187.00	1,896,842.78
Finance Cost	5,000,900.12	27,364,775.01
	136,362,778.24	1,402,870,722.06
Less: Inventory at the End of The Year		
Building Materials and Consumables	63,676,316.33	113,678,669.86
	63,676,316.33	113,678,669.86
Total	186,365,131.77	1,669,725,327.61

Note 24 : CHANGES IN INVENTORIES OF CONSTRUCTION WORK IN PROGRESS

Particulars	(Amount in Rupees)	
	Year Ended 31 March 2019	Year Ended 31 March 2018
Inventory at the Beginning of the Year		
Construction Work In Progress	-	688,692,556.79
	-	688,692,556.79
Inventory at the End of the Year		
Construction Work In Progress	25,773,908.26	-
	25,773,908.26	-
Changes In Inventories of Construction Work in Progress	(25,773,908.26)	688,692,556.79



Handwritten signature and initials: A.M. - De Pappal

Note 25 : EMPLOYEE BENEFIT EXPENSE

Particulars	(Amount in Rupees)	
	Year Ended 31 March 2019	Year Ended 31 March 2018
Salaries, Wages, Allowances And Bonus	2,251,389.00	147,342,555.00
Contribution To Provident And Other Funds	84,924.00	6,421,346.00
Staff Welfare Expenses	97,027.00	1,897,388.00
	2,433,340.00	155,661,289.00
Less: Allocated to Projects	2,502,517.00	154,107,208.00
Total	(69,177.00)	1,554,081.00

Note 26 : FINANCE COST

Particulars	(Amount in Rupees)	
	Year Ended 31 March 2019	Year Ended 31 March 2018
Interest On		
-Term Loan	28,111,001.20	85,291,417.36
-Others	(8,095,358.96)	35,175,096.69
Other Borrowing Cost	55,298.00	666,643.84
Bank Charges	252,539.15	372,985.97
	20,323,479.39	121,506,143.86
Less: Allocated to Projects	5,000,900.12	27,364,775.01
Total	15,322,579.27	94,141,368.85

Note 27 : OTHER EXPENSES

Particulars	(Amount in Rupees)	
	Year Ended 31 March 2019	Year Ended 31 March 2018
Administrative Expenses		
Rent	683,532.00	2,162,279.92
Rates And Taxes	3,004,315.00	803,360.92
Insurance	114,026.15	257,397.69
Repairs And Maintenance- Building	-	1,515.00
Repairs And Maintenance- Others	326,669.00	2,245,567.72
Water & Electricity Charges	234,972.00	227,232.00
Vehicle Running And Maintenance	211,994.00	1,803,790.00
Travelling And Conveyance	54,346.00	1,301,964.00
Legal And Professional Charges	(54,045.00)	823,851.00
Printing And Stationery	146,066.00	662,517.68
Postage, Telephone & Courier	14,843.00	580,271.00
Auditors' Remuneration	50,000.00	50,000.00
Directors Sitting Fees	15,000.00	50,000.00
Loss on Sale Of Fixed Assets	-	1,813,855.25
Bad debts written off	1,401,981.36	10,160,792.08
Miscellaneous Expenses	734,821.29	1,071,770.41
	6,938,520.80	24,016,164.67
Less: Allocated to Projects	2,683,135.86	19,294,196.59
	4,255,384.94	4,721,968.08



Handwritten signature in blue ink

Note 28 : INCOME TAX

Particulars	(Amount in Rupees)	
	Year Ended 31 March 2019	Year Ended 31 March 2018
Tax expense comprises of:		
Current income tax	1,427,700.00	8,430,414.00
Earlier years tax adjustments (net)	10,506,096.00	908,634.00
Deferred tax	(32,959.36)	5,443,965.26
	11,900,836.64	14,783,013.26

The major components of income tax expense and the reconciliation of expected tax expense based on the domestic effective tax rate of the Company at 27.82% and the reported tax expense in statement of profit and loss are as follows:

Particulars	(Amount in Rupees)	
	Year Ended 31 March 2019	Year Ended 31 March 2018
Accounting profit before tax	16,999,344.92	35,306,086.11
Applicable tax rate	27.82%	33.063%
Computed tax expense	4,729,218.00	11,673,251.00
Tax effect of :		
Earlier year tax adjustment	10,506,096.00	908,634.00
Tax impact of expenses which will never be allowed	-	4,620,958.00
Others	(3,334,477.36)	(2,419,829.74)
Total	11,900,836.64	14,783,013.26

Note 29 : EARNINGS PER SHARE

Particulars	(Amount in Rupees)	
	Year Ended 31 March 2019	Year Ended 31 March 2018
Profit attributable to equity shareholders (Amount in Rupees)	5,098,508.28	20,523,072.85
Equity Shares outstanding (Number)	5,000,000	5,000,000
Weighted average number of equity shares	5,000,000	5,000,000
Nominal value per share	10.00	10.00
Earnings per equity share		
Basic	1.02	4.10
Diluted	1.02	4.10

Note 30 : CONTINGENT LIABILITIES AND COMMITMENTS

Particulars	(Amount in Rupees)	
	As at 31 March 2019	As at 31 March 2018
I Bank guarantees	100,000.00	100,000.00
Bank guarantees given by the holding company namely Omaxe Limited on behalf of the Company	250,000.00	250,000.00
II Disputed sales tax amount	2,842,855.00	3,445,095.00

Note 31 : Balances of trade receivable, trade payable, loan/ advances given and other financial and non financial assets and liabilities are subject to reconciliation and confirmation from respective parties. The balance of said trade receivable, trade payable, loan/ advances given and other financial and non financial assets and liabilities are taken as shown by the books of accounts. The ultimate outcome of such reconciliation and confirmation cannot presently be determined, therefore, no provision for any liability that may result out of such reconciliation and confirmation has been made in the financial statement, the financial impact of which is unascertainable due to the reasons as above stated.



Handwritten signature and initials in blue ink.

Note 32 : EMPLOYEE BENEFIT OBLIGATIONS

1) Post-Employment Obligations - Gratuity

The Company provides gratuity for employees in India as per the Payment of Gratuity Act, 1972. Employees who are in continuous service for a period of 5 years are eligible for gratuity. The amount of gratuity payable on retirement/termination is the employees' last drawn basic salary per month computed proportionately for 15 days salary multiplied by the number of years of service. For the funded plan the Company makes contributions to recognised funds in India. The Company does not fully fund the liability and maintains a target level of funding to be maintained over a period of time based on estimations of expected gratuity payments.

The amounts recognised in the Statement of Financial Position and the movements in the net defined benefit obligation over the year are as follows:

(Amount in Rupees)		
a. Reconciliation of present value of defined benefit obligation and the fair value of plan assets	As at 31 March 2019	As at 31 March 2018
Present value obligation as at the end of the year	120,184.00	270,474.00
Fair value of plan assets as at the end of the year	-	-
Net liability/asset recognized in balance sheet	120,184.00	270,474.00

(Amount in Rupees)		
b. Particulars	As at 31 March 2019	As at 31 March 2018
Current liability	2,964.00	4,768.00
Non-current liability	117,220.00	265,706.00
Total	120,184.00	270,474.00

(Amount in Rupees)		
c. Expected contribution for the next annual reporting period	As at 31 March 2019	As at 31 March 2018
Service Cost	21,946.00	109,596.00
Net Interest Cost	9,194.00	20,826.00
Expected Expenses for the next annual reporting period	31,140.00	130,422.00

(Amount in Rupees)		
d. Changes in defined benefit obligation	As at 31 March 2019	As at 31 March 2018
Present value obligation as at the beginning of the year	270,474.00	15,451,410.00
Interest cost	20,826.00	1,165,036.00
Service cost	19,570.00	89,677.00
Actuarial loss/(gain) on obligations	(190,686.00)	(16,435,649.00)
Present value obligation as at the end of the year	120,184.00	270,474.00

(Amount in Rupees)		
e. Amount recognized in the statement of profit and loss	Year Ended 31 March 2019	Year Ended 31 March 2018
Current service cost	19,570.00	89,677.00
Past service cost including curtailment Gains/Losses	-	-
Net Interest cost	20,826.00	1,165,036.00
Amount recognised in the statement of profit and loss	40,396.00	1,254,713.00

(Amount in Rupees)		
f. Other Comprehensive Income	As at 31 March 2019	As at 31 March 2018
Net cumulative unrecognized actuarial gain/(loss) opening	21,487,636.00	5,051,987.00
Actuarial gain/(loss) on PBO	190,686.00	16,435,649.00
Actuarial gain/(loss) for the year on Asset	-	-
Unrecognised actuarial gain/(loss) at the end of the year	21,678,322.00	21,487,636.00



Ch- De Jeylo

g. Economic Assumptions		
	As at 31 March 2019	As at 31 March 2018
Discount rate	7.65%	7.70%
Future salary increase	6.00%	6.00%

h. Demographic Assumptions		
	As at 31 March 2019	As at 31 March 2018
Retirement Age (Years)	58	58
Mortality rates inclusive of provision for disability	100% of IALM (2006-08)	
Ages	Withdrawal Rate (%)	Withdrawal Rate (%)
Up to 30 Years	3.00	3.00
From 31 to 44 Years	2.00	2.00
Above 44 Years	1.00	1.00

i. Sensitivity analysis for gratuity liability		
	As at 31 March 2019	As at 31 March 2018
(Amount in Rupees)		
Impact of the change in discount rate		
Present value of obligation at the end of the year	120,184.00	270,474.00
a) Impact due to increase of 0.50 %	(9,951.00)	(21,573.00)
b) Impact due to decrease of 0.50 %	11,124.00	24,009.00

j. Impact of the change in salary increase		
	As at 31 March 2019	As at 31 March 2018
(Amount in Rupees)		
Present value of obligation at the end of the year	120,184.00	270,474.00
a) Impact due to increase of 0.50%	11,250.00	24,294.00
b) Impact due to decrease of 0.50 %	(10,143.00)	(21,999.00)

k. Maturity Profile of Defined Benefit Obligation		
	As at 31 March 2019	As at 31 March 2018
(Amount in Rupees)		
Year		
0 to 1 year	2,964.00	4,768.00
1 to 2 year	2,151.00	4,057.00
2 to 3 year	2,434.00	4,153.00
3 to 4 year	2,390.00	4,798.00
4 to 5 year	2,347.00	5,123.00
5 to 6 year	2,306.00	4,995.00
6 Year onward	105,592.00	242,580.00

l. The major categories of plan assets are as follows: (As Percentage of total Plan Assets)		
	As at 31 March 2019	As at 31 March 2018
Funds Managed by Insurer	-	-

2) Leave Encashment

Provision for leave encashment in respect of unavailed leaves standing to the credit of employees is made on actuarial basis. The Company does not maintain any fund to pay for leave encashment

3) Defined Contribution Plans

The Company also has defined contribution plan i.e. contributions to provident fund in India for employees. The Company makes contribution to statutory fund in accordance with Employees Provident Fund and Misc. Provision Act, 1952. This is post employment benefit and is in the nature of defined contribution plan. The contributions are made to registered provident fund administered by the government. The provident fund contribution charged to statement of profit & loss for the year ended 31 March, 2019 amount to Rs. 38,982.00 (PY Rs. 3,038,103.00).



Handwritten signatures and initials in blue ink.

Note 33 : AUDITOR'S REMUNERATION

(Amount in Rupees)

Particulars	Year Ended 31 March 2019	Year Ended 31 March 2018
Audit fees	50,000.00	50,000.00
Total	50,000.00	50,000.00

Note 34 : Disclosure in accordance with Ind AS-11 , in respect of construction contracts :

(Amount in Rupees)

Particulars	Year Ended 31 March 2019	Year Ended 31 March 2018
Contract revenue recognized as revenue for the year ended March, 2019	160,247,847.00	2,422,942,171.00
Aggregate amount of contract costs incurred and recognized profits (less recognized losses) upto March 31, 2019 for all the contracts in progress.	28,872,185,709.41	28,686,163,954.41
The amount of customer advances outstanding for contracts in progress as at March 31, 2019	-	-
The amount of retentions due from customers for contracts in progress as at March 31, 2019	59,478,373.00	77,367,215.00
Gross amount due from customers including work in progress for contracts in progress as at March 31, 2019	84,687,778.82	325,999,125.56
Gross amount due to customers for contracts in progress as at March 31, 2019	-	-

Note 35 : SEGMENT INFORMATION

In line with the provisions of Ind AS 108 - Operating Segments and on the basis of review of operations being done by the management of the Company, the operations of the Company falls under construction business, which is considered to be the only reportable segment by management.

(Amount in Rupees)

Revenue from operations	Year Ended 31 March 2019	Year Ended 31 March 2018
Within India	185,391,091.00	2,457,365,002.58
Outside India	-	-
Total	185,391,091.00	2,457,365,002.58

None of the non- current assets are held outside India.

Single Customer represents 10% or more of Company's total revenue for the year ended 31st March 2019 are as under:

(Amount in Rupees)

Name of Customers	Year Ended 31 March 2019	Year Ended 31 March 2018
Customer represents 10% or more of total revenue		
Omaxe Limited	27,187,461.00	1,045,009,341.00
Omaxe Chandigarh Extension Developers Private Limited	28,975,521.00	789,017,307.00
Bhanu Infrabuild Private Limited	75,223,196.00	256,152,059.00
Other Customer represents Less than 10% of total revenue	54,004,913.00	367,186,295.58
Revenue from operations	185,391,091.00	2,457,365,002.58



Ch - De Ruffalo

Note 36 : FAIR VALUE MEASUREMENTS

(i) Financial Assets by category

(Amount in Rupees)

Particulars	Note	As at 31 March 2019	As at 31 March 2018
Financial Assets			
Non Current			
Loan	2	1,830,880.00	1,854,380.00
Other Financial Assets	3	36,536.68	915,582.09
Current			
Trade Receivables	7	118,238,939.95	403,605,595.69
Cash & Cash Equivalents	8	6,487,618.24	21,176,782.16
Other bank balances	9	967,877.00	33,923.00
Loans	10	16,500.00	6,500.00
Other Financial Assets	11	32,041.00	190,245.00
Total Financial Assets		127,610,392.87	427,783,007.94
Financial Liabilities			
At Amortised Cost			
Non-current liabilities			
Borrowings	14	763,899.56	13,215,898.48
Current Liabilities			
Borrowings	16	103,406,540.13	189,023,603.13
Trade Payables	17	259,945,550.10	387,531,136.60
Other Financial Liabilities	18	56,706,509.64	86,304,148.12
Total Financial Liabilities		420,822,499.43	676,074,786.33

(ii) Fair value of financial assets and liabilities measured at amortised cost

(Amount in Rupees)

Particulars	As at 31 March 2019		As at 31 March 2018	
	Carrying Amount	Fair Value	Carrying Amount	Fair Value
Financial Assets				
Non Current				
Loan	1,830,880.00	1,830,880.00	1,854,380.00	1,854,380.00
Other Financial Assets	36,536.68	36,536.68	915,582.09	915,582.09
Current				
Trade Receivables	118,238,939.95	118,238,939.95	403,605,595.69	403,605,595.69
Cash & Cash Equivalents	6,487,618.24	6,487,618.24	21,176,782.16	21,176,782.16
Other bank balances	967,877.00	967,877.00	33,923.00	33,923.00
Loans	16,500.00	16,500.00	6,500.00	6,500.00
Other Financial Assets	32,041.00	32,041.00	190,245.00	190,245.00
Total Financial Assets	127,610,392.87	127,610,392.87	427,783,007.94	427,783,007.94
Financial Liabilities				
Non-current liabilities				
Borrowings	763,899.56	763,899.56	13,215,898.48	13,215,898.48
Current Liabilities				
Borrowings	103,406,540.13	103,406,540.13	189,023,603.13	189,023,603.13
Trade Payables	259,945,550.10	259,945,550.10	387,531,136.60	387,531,136.60
Other Financial Liabilities	56,706,509.64	56,706,509.64	86,304,148.12	86,304,148.12
Total Financial Liabilities	420,822,499.43	420,822,499.43	676,074,786.33	676,074,786.33

For short term financial assets and liabilities carried at amortized cost, the carrying value is reasonable approximation of fair value.



Handwritten signature and initials in blue ink.

Note 37 : RISK MANAGEMENT

The Company's activities expose it to market risk, liquidity risk and credit risk. The management has the overall responsibility for the establishment and oversight of the Company's risk management framework. This note explains the sources of risk which the entity is exposed to and how the entity manages the risk and the related impact in the financial statements.

Credit risk

Credit risk is the risk that a counterparty fails to discharge its obligation to the Company. The Company's exposure to credit risk is influenced mainly by cash and cash equivalents, trade receivables and financial assets measured at amortised cost. The Company continuously monitors defaults of customers and other counterparties and incorporates this information into its credit risk controls.

Credit risk management

Credit risk rating

The Company assesses and manages credit risk of financial assets based on following categories arrived on the basis of assumptions, inputs and factors specific to the class of financial assets.

A: Low credit risk on financial reporting date

B: Moderate credit risk

C: High credit risk

The Company provides for expected credit loss based on the following:

Credit risk	Basis of categorisation	Provision for expected credit loss
Low credit risk	Cash and cash equivalents, other bank balances and investment	12 month expected credit loss
Moderate credit risk	Trade receivables and other financial assets	Life time expected credit loss or 12 month expected credit loss

Based on business environment in which the Company operates, a default on a financial asset is considered when the counter party fails to make payments within the agreed time period as per contract. Loss rates reflecting defaults are based on actual credit loss experience and considering differences between current and historical economic conditions.

Assets are written off when there is no reasonable expectation of recovery, such as a debtor declaring bankruptcy or a litigation decided against the Company. The Company continues to engage with parties whose balances are written off and attempts to enforce repayment. Recoveries made are recognised in the statement of profit and loss.

Credit rating	Particulars	(Amount in Rupees)	
		As at 31 March 2019	As at 31 March 2018
A: Low credit risk	Cash and cash equivalents, other bank balances,	7,455,495.24	21,210,705.16
B: Moderate credit risk	Trade receivables and other financial assets	120,154,897.63	406,572,302.78

Concentration of trade receivables

Trade receivables consist of a large number of customers spread across various states in India with no significant concentration of credit risk.

Liquidity risk

Liquidity risk is the risk that the Company will encounter difficulty in meeting the obligations associated with its financial liabilities that are settled by delivering cash or another financial asset. The Company's approach to managing liquidity is to ensure as far as possible, that it will have sufficient liquidity to meet its liabilities when they are due.

Management monitors rolling forecasts of the liquidity position and cash and cash equivalents on the basis of expected cash flows. The Company takes into account the liquidity of the market in which the entity operates.



Am - De Pophle

Maturities of financial liabilities

The tables below analyse the financial liabilities into relevant maturity pattern based on their contractual maturities.

(Amount in Rupees)

Particulars	Less than 1 year	1 - 2 years	2 - 3 years	more than 3 Years	Total	Carrying Amount
As at 31 March 2019						
Long term borrowings	12,006,805.12	763,899.56	-	-	12,770,704.68	12,770,704.68
Short term borrowings	103,406,540.13	-	-	-	103,406,540.13	103,406,540.13
Trade Payables	259,945,550.10	-	-	-	259,945,550.10	259,945,550.10
Other Financial Liabilities	44,699,704.52	-	-	-	44,699,704.52	44,699,704.52
Total	420,058,599.87	763,899.56	-	-	420,822,499.43	420,822,499.43
As at 31 March 2018						
Long term borrowings	26,349,843.63	12,451,998.92	763,899.56	-	39,565,742.11	39,565,742.11
Short term borrowings	189,023,603.13	-	-	-	189,023,603.13	189,023,603.13
Trade Payables	387,531,136.60	-	-	-	387,531,136.60	387,531,136.60
Other Financial Liabilities	59,954,304.49	-	-	-	59,954,304.49	59,954,304.49
Total	662,858,887.85	12,451,998.92	763,899.55	-	676,074,786.33	676,074,786.33

Market risk

Interest Rate risk

The Company's policy is to minimise interest rate cash flow risk exposures on long-term financing. At 31 March the Company is exposed to changes in market interest rates through bank borrowings at variable interest rates. Other borrowings are at fixed interest rates.

Company's exposure to interest rate risk on borrowings is as follows :

(Amount in Rupees)

Particulars	As at	As at
	31 March 2019	31 March 2018
Variable rate		
Fixed rate	116,177,244.81	228,589,345.24
Total	116,177,244.81	228,589,345.24



Handwritten signatures and initials in blue ink.

Note 38 : Related parties disclosures

A. Related parties are classified as :

(a)	Ultimate Holding company
1	Guild Builders Private Limited
(b)	Holding company
1	Omaxe Limited
(c)	Fellow Subsidiary companies/Subsidiary company of fellow subsidiary company
1	Omaxe Buildhome Limited
2	Omaxe Buildwell Limited
3	Pancham Realcon Private Limited
4	Omaxe Infrastructure Limited
5	Bhanu Infrabuild Private Limited
6	S N Realtors Private Limited
7	Omaxe Housing and Developers Limited
8	Garv Buildtech Private Limited
9	Omaxe Chandigarh Extension Developers Private Limited
10	Robust Buildwell Private Limited
11	Atulah Contractors and Constructions Private Limited
12	Omaxe Forest Spa and Hills Developers Limited
13	Omaxe India Trade Centre Private Limited
(d)	Entities over which key managerial personnel or their relatives exercises significant influence
1	Magppie Living Private Limited
2	Supplified Technologies Private Limited
(e)	Key Managerial Personnel
1	Gopal Singh Bisht (upto 15.12.2018)
2	Radha Shakti Garg (upto 20.12.2018)



Am-

De Radha Shakti

B Summary of transactions with related parties are as under:

(Amount in Rupees)

S.No	Nature of Transaction	Year ended	Holding Company	Fellow Subsidiary/ Subsidiary company of fellow subsidiary company	Entities over which key managerial personnel and / or their relatives exercise significant influence	Key managerial Personnel	TOTAL
A Transactions made during the year							
1	Income from Construction contracts	March 31,2019	27,187,461.00	133,060,386.00	NII	NII	160,247,847.00
		March 31,2018	(1,045,009,341.00)	(1,366,516,105.00)	(NII)	(NII)	(2,411,525,446.00)
2	Income from trading goods	March 31,2019	7,724,372.00	9,686,647.00	NII	NII	17,411,019.00
		March 31,2018	(1,365,204.00)	(3,266,303.00)	(NII)	(NII)	(4,631,507.00)
3	Sale of fixed assets	March 31,2019	12,395,184.00	7,503,309.00	NII	NII	19,898,493.00
		March 31,2018	(80,250.00)	(492,900.00)	(NII)	(NII)	(573,150.00)
4	Building material purchased	March 31,2019	NII	297,037.00	NII	NII	297,037.00
		March 31,2018	(726,986.00)	(4,978,842.59)	(NII)	(NII)	(5,705,828.59)
5	Purchase of fixed assets	March 31,2019	NII	162,500.00	NII	NII	162,500.00
		March 31,2018	(150,524.00)	(70,000.00)	(NII)	(NII)	(220,524.00)
6	Interest Expenses	March 31,2019	1,446,787.00	24,154,313.00	NII	NII	25,601,100.00
		March 31,2018	(9,484,810.00)	(70,201,895.00)	(NII)	(NII)	(79,686,705.00)
7	Director Sitting Fees	March 31,2019	NII	NII	NII	15,000.00	15,000.00
		March 31,2018	(NII)	(NII)	(NII)	(50,000.00)	(50,000.00)
8	Loan received(net)	March 31,2019	80,198,519.00	(165,815,582.00)	NII	NII	(85,617,063.00)
		March 31,2018	(-45,383,660.00)	(-723,458,244.00)	(NII)	(NII)	(-768,841,904.00)
B Closing Balances							
1	Loan outstanding	March 31,2019	98,850,974.13	4,555,566.00	NII	NII	103,406,540.13
		March 31,2018	(18,652,455.13)	(170,371,148.00)	(NII)	(NII)	(189,023,603.13)
2	Trade payable/ balance outstanding	March 31,2019	NII	NII	333,663.00	NII	333,663.00
		March 31,2018	(NII)	(150,585,738.00)	(963,663.00)	(15,500.00)	(151,564,901.00)
3	Trade receivable	March 31,2019	60,905,158.44	56,564,557.39	NII	NII	117,469,715.83
		March 31,2018	(190,368,702.44)	(213,036,812.13)	(NII)	(NII)	(403,405,514.57)
4	Bank guarantees	March 31,2019	250,000.00	NII	NII	NII	250,000.00
		March 31,2018	(250,000.00)	(NII)	(NII)	(NII)	(250,000.00)

Figures in bracket represents those of previous year



Handwritten signatures and initials in blue ink.

C.Particulars of transactions in excess of 10% of the total related party transactions and their balance at year end:

(Amount in Rupees)



S.No.	Name of the Related Party	Holding company		Fellow subsidiary companies/subsidiary company of fellow subsidiary company		Entities over which key managerial personnel and / or their relatives exercise significant influence		Key managerial Personnel	
		Year ended March 31, 2019	Year ended March 31, 2018	Year ended March 31, 2019	Year ended March 31, 2018	Year ended March 31, 2019	Year ended March 31, 2018	Year ended March 31, 2019	Year ended March 31, 2018
A. Transactions made during the year									
1	Income from construction contracts								
	Omaxe Limited	27,187,461.00	1,045,009,341.00						
	Omaxe Chandigarh Extension Developers Private Limited			28,975,521.00	789,017,307.00				
	Bhanu Infrabuild Private Limited			75,223,196.00	256,152,059.00				
	Garv Buildtech Private Limited			9,168,668.00	-				
	Pancham Realcon Private Limited			15,019,977.00	143,410,432.00				
2	Income from trading sales								
	Omaxe Limited	7,724,372.00	1,365,204.00						
	Omaxe Chandigarh Extension Developers Private Limited			6,636,719.00	-				
	Omaxe Forest Spa and Hills Developers Limited			1,663,241.00	675,775.00				
3	Sale of Fixed Asset								
	Omaxe Limited	12,395,184.00	80,250.00						
	Pancham Realcon Private Limited			991,250.00	-				
	Bhanu Infrabuild Private Limited			14,000.00	-				
	Garv Buildtech Private Limited			926,147.00	-				
	Omaxe Chandigarh Extension Developers Private Limited			5,169,037.00	286,150.00				
4	Building material purchased								
	Omaxe Chandigarh Extension Developers Private Limited			222,457.00	4,087,642.00				
	Atulah Contractors and Constructions Private Limited			74,580.00	821,357.59				
5	Purchase of fixed assets								
	Omaxe Chandigarh Extension Developers Private Limited			162,500.00	-				
6	Interest Expenses								
	Omaxe Limited	1,446,787.00	9,484,810.00						
	Atulah Contractors and Constructions Private Limited			10,204,731.00	22,135,836.00				
	Omaxe Chandigarh Extension Developers Private Limited			13,949,582.00	48,066,059.00				
7	Director Sitting fees								
	Gopal Singh Bisht							7,500.00	25,000.00
	Radha Shakti Garg							7,500.00	25,000.00
8	Loan received(net)								
	Omaxe Limited	80,198,519.00	(45,383,660.00)						
	Atulah Contractors and Constructions Private Limited			(149,419,167.00)	(79,432,712.00)				



Handwritten signatures and initials in blue ink.

(Amount in Rupees)

S.No.	Name of the Related Party	Holding company		Fellow subsidiary companies/subsidiary company of fellow subsidiary company		Entities over which key managerial personnel and / or their relatives exercise significant influence		Key managerial Personnel	
		As at March 31, 2019	As at March 31, 2018	As at March 31, 2019	As at March 31, 2018	As at March 31, 2019	As at March 31, 2018	As at March 31, 2019	As at March 31, 2018
	Closing Balance								
1	Loan outstanding								
	Omaxe Limited	98,850,974.13	18,652,455.13						
	Omaxe Chandigarh Extension Developers Private Limited			4,555,566.00	20,951,981.00				
2	Trade Payable/balance outstanding								
	Maggiie Living Private Limited					333,663.00	333,663.00		
3	Trade Receivables								
	Omaxe Limited	60,905,158.44	190,368,702.44						
	Bhamu InfraBuild Private Limited			33,436,491.77	85,311,207.77				
	Omaxe Chandigarh Extension Developers Private Limited			12,710,442.86	16,676,190.86				
	Omaxe Forest Spa and Hills Developers Limited			4,034,932.00	22,773,475.00				
4	Bank guarantees								
	Omaxe Limited	250,000.00	250,000.00						



Note 39: CAPITAL MANAGEMENT POLICIES**(a) Capital Management**

The Company's capital management objectives are to ensure the Company's ability to continue as a going concern as well as to provide an adequate return to shareholders by pricing products and services commensurately with the level of risk.

The Company monitors capital on the basis of the carrying amount of equity plus its subordinated loan, less cash and cash equivalents as presented on the face of the statement of financial position and cash flow hedges recognised in other comprehensive income.

The Company manages its capital structure and makes adjustments to it in the light of changes in economic conditions and the risk characteristics of the underlying assets. In order to maintain or adjust the capital structure, the Company may adjust the amount of dividends paid to shareholders, return capital to shareholders or issue new shares. The amounts managed as capital by the Company are summarised as follows:

Particulars	(Amount in Rupees)	
	As at 31 March 2019	As at 31 March 2018
Long term borrowings	12,770,704.68	39,565,742.11
Short term borrowings	103,406,540.13	189,023,603.13
Less: Cash and cash equivalents	(6,487,618.24)	(21,176,782.16)
Net debt	109,689,626.57	207,412,563.08
Total equity	203,590,645.19	198,351,029.27
Net debt to equity ratio	0.54	1.05

Note 40: STANDARDS ISSUED BUT NOT YET EFFECTIVE

The Ministry of Corporate Affairs (MCA) through Companies (Indian Accounting Standards) Amended Rules, 2019 and Companies (Indian Accounting Standards) Second Amendment Rules have notified following new and amendments to Ind AS which the Companies have not applied as they are effective from 1st April, 2019.

Ind AS 12 Income tax (amendments relating to income tax consequences of dividend and uncertainty over other income tax treatments): The Company does not expect any significant impact of this amendment in financial statements.

Ind AS 19 Plan amendment, curtailment or settlement: The Company does not expect this amendment to have any impact on its financial statements.

Ind AS 23 Borrowing Cost: The amendment clarifies that if any specific borrowing remain outstanding after the related asset is ready for its intended use or sale, that borrowing becomes part of fund that an entity generally borrows when calculating capitalisation rate on general borrowings. The Company does not expect any impact from this amendment.

Ind AS 28 Long term interest in associates and joint ventures: The amendments clarify that an entity applies Ind AS 109 Financial Instruments, to long-term interests in an associate or joint venture that form part of the net investment in the associate or joint venture but to which the equity method is not applied.

Ind AS 103 Business combinations and Ind AS 111 joint arrangements: The Company will apply the pronouncements if and when it obtains control/ joint control of a business that is joint operation.

Ind AS 109 Prepayment features with negative compensation: The Company does not expect this amendment to have any impact on its financial statements

Ind AS 116 will replace existing lease standard Ind AS 17 Leases: Ind AS 116 sets out the principles for recognition measurement, presentation and disclosure of leases for both lessor and lessee.

Note 41: The Previous year figures have been regrouped/ reclassified, wherever necessary, to make them comparable with current year figures.

For and on behalf of

B S D & Co.

(Regn. No. -000312S)

Chartered Accountants



Prakash Chand Sorana

Partner

M.No. 010276

For and on behalf of board of directors



Vinit Goyal

(Director)

DIN:03575020



Pardeep Singhal

(Director)

DIN: 00117535



Rupali Aggarwal

(Company Secretary)

Place: New Delhi

Date: **22 MAY 2019**